

45 200m Freestyle Men Final

Official


13NZR 13 Years New Zealand Short Course Record
2011-08-06

Hayden Church
HPKCO


14NZR 14 Years New Zealand Short Course Record
2012-09-29

Joshua Taylor-Mar..
ENTHP

NZR Open New Zealand Short Course Record
2017-11-10 China

Matthew Stanley
 MATWK

18NZR 18 Years New Zealand Short Course Record
2012-09-30

Matthew Hutchins
 WHACB

15NZR 15 Years New Zealand Short Course Record
2008-09-28

Mitchell Donaldso..
PARAK

16NZR 16 Years New Zealand Short Course Record
2011-09-09

Matthew Hutchins
WHACB

Show less




 Entries

 Summary

1 Final 1 (9)

Official

heat Started at: 06:51 PM (- 2 min)

| Lane | Competitor | Age | Club | RT | FINA | Rank | Result |
|------|--|-----|-----------------------|-------|------|------|---------|
| 3 |  Luke Karena | 14 | Hend... | +0.70 | | 3 | 2:18.44 |
| | 50m: 31.45 | | 100m: 1:06.04 (34.59) | | | | |
| | 150m: 1:42.61 (36.57) | | 200m: 2:18.44 (35.83) | | | | |
| 4 |  Yen-Cheng... | 14 | Auck... | +0.69 | | 2 | 2:15.85 |
| | 50m: 30.47 | | 100m: 1:05.09 (34.62) | | | | |
| | 150m: 1:40.89 (35.80) | | 200m: 2:15.85 (34.96) | | | | |
| 5 |  Thomas An... | 14 | Gera... | +0.59 | | 1 | 2:13.55 |
| | 50m: 30.49 | | 100m: 1:04.76 (34.27) | | | | |
| | 150m: 1:39.41 (34.65) | | 200m: 2:13.55 (34.14) | | | | |


2 Final 2 (9)

Official

heat Started at: 06:54 PM (- 2 min)

| Lane | Competitor | Age | Club | RT | FINA | Rank | Result |
|------|---|-----|-----------------------|-------|------|------|---------|
| 0 |  Finn Hende... | 14 | Wak... | +0.68 | | 9 | 2:18.78 |
| | 50m: 32.05 | | 100m: 1:08.38 (36.33) | | | | |
| | 150m: 1:45.30 (36.92) | | 200m: 2:18.78 (33.48) | | | | |
| 1 |  Lucas Bell | 14 | Nels... | +0.71 | | 1 | 2:07.37 |
| | 50m: 28.92 | | 100m: 1:02.07 (33.15) | | | | |
| | 150m: 1:35.66 (33.59) | | 200m: 2:07.37 (31.71) | | | | |
| 2 |  Zane Pears... | 15 | Wha... | +0.57 | | 5 | 2:10.79 |

50m: 30.49 100m: 1:03.68 (33.19)
150m: 1:37.23 (33.55) 200m: 2:10.79 (33.56)

3  Corey Trem... 15 Nels... +0.85 7 2:12.71

50m: 30.08 100m: 1:03.05 (32.97)
150m: 1:37.46 (34.41) 200m: 2:12.71 (35.25)

4  Jack Li 15 King... +0.74 2 2:09.65

50m: 29.56 100m: 1:01.83 (32.27)
150m: 1:35.74 (33.91) 200m: 2:09.65 (33.91)

5  Thomas Ca... 14 King... +0.53 4 2:09.89

50m: 29.29 100m: 1:01.87 (32.58)
150m: 1:36.24 (34.37) 200m: 2:09.89 (33.65)

6  Aidan Taylor 14 Macl... +0.74 3 2:09.77

50m: 29.42 100m: 1:02.22 (32.80)
150m: 1:36.20 (33.98) 200m: 2:09.77 (33.57)

7  Ryleigh Mc... 14 Mt M... +0.56 8 2:13.32

50m: 30.22 100m: 1:03.57 (33.35)
150m: 1:38.75 (35.18) 200m: 2:13.32 (34.57)


8  Ewan O'Co... 14 Welli... 5 2:10.96

50m: 28.91 100m: 1:01.77 (32.86)
150m: 1:36.23 (34.46) 200m: 2:10.96 (34.73)

3 Final 3 (9)

Official


heat Started at: 06:57 PM (- 2 min)

| Lane | Competitor | Age | Club | RT | FINA | Rank | Result |
|------|--|-----|----------|-------|------|------|---------|
| 0 |  Sam McAli... | 15 | St An... | +0.67 | | 10 | 2:11.64 |

50m: 29.97 100m: 1:02.93 (32.96)
150m: 1:37.49 (34.56) 200m: 2:11.64 (34.15)

1  Andrew Wa... 15 Macl... +0.71 5 2:05.66

50m: 28.68 100m: 1:00.24 (31.56)
150m: 1:32.49 (32.25) 200m: 2:05.66 (33.17)

2  Asa Banbury 16 Aquil... +0.74 9 2:10.33

50m: 28.93 100m: 1:01.59 (32.66)
150m: 1:35.68 (34.09) 200m: 2:10.33 (34.65)

3  Bosco Ding 15 ACG... +0.70 2 2:02.57

50m: 28.23 100m: 59.24 (31.01)
150m: 1:31.18 (31.94) 200m: 2:02.57 (31.39)










4  Sunny Sun 17 Saint... +0.80 3 2:03.99

50m: 27.62 100m: 58.74 (31.12)
150m: 1:31.59 (32.85) 200m: 2:03.99 (32.40)


5  Sam Moleta 17 Palm... +0.68 7 2:09.47

50m: 28.72 100m: 1:00.50 (31.78)
150m: 1:34.71 (34.21) 200m: 2:09.47 (34.76)

| | | | | | | |
|---|--|----|-----------------------|-------|---|---------|
| 6 |  Eric Yang | 16 | King... | +0.61 | 4 | 2:05.24 |
| | 50m: 28.37 | | 100m: 59.89 (31.52) | | | |
| | 150m: 1:32.18 (32.29) | | 200m: 2:05.24 (33.06) | | | |
| 7 |  Dom Whar... | 16 | Nort... | +0.73 | 6 | 2:07.48 |
| | 50m: 28.63 | | 100m: 1:00.78 (32.15) | | | |
| | 150m: 1:34.19 (33.41) | | 200m: 2:07.48 (33.29) | | | |
| 8 |  Noah Brum... | 15 | King... | +0.48 | 1 | 2:01.32 |
| | 50m: 27.16 | | 100m: 57.33 (30.17) | | | |
| | 150m: 1:29.93 (32.60) | | 200m: 2:01.32 (31.39) | | | |
| 9 |  Zac Woods | 15 | Motu... | | 8 | 2:10.11 |
| | 50m: 29.12 | | 100m: 1:01.03 (31.91) | | | |
| | 150m: 1:35.59 (34.56) | | 200m: 2:10.11 (34.52) | | | |

| 4 Final 4 (9) | | | | | | | Official |
|-------------------------------------|--|-----|-----------------------|-------|------|------|----------|
| heat Started at: 07:01 PM (- 1 min) | | | | | | | |
| Lane | Competitor | Age | Club | RT | FINA | Rank | Result |
| 0 |  Oscar King | 15 | Saint... | +0.51 | | 9 | 2:08.32 |
| | 50m: 29.05 | | 100m: 1:01.86 (32.81) | | | | |
| | 150m: 1:35.84 (33.98) | | 200m: 2:08.32 (32.48) | | | | |
| 1 |  Jack Younger | 15 | Wair... | +0.70 | | 8 | 2:06.49 |
| | 50m: 29.18 | | 100m: 1:02.07 (32.89) | | | | |
| | 150m: 1:35.55 (33.48) | | 200m: 2:06.49 (30.94) | | | | |
| 2 |  Zack Pask | 15 | Taur... | +0.63 | | 6 | 2:05.69 |
| | 50m: 29.31 | | 100m: 1:01.72 (32.41) | | | | |
| | 150m: 1:34.35 (32.63) | | 200m: 2:05.69 (31.34) | | | | |
| 3 |  Luke Gibson | 17 | Auck... | +0.69 | | 3 | 2:02.38 |
| | 50m: 27.44 | | 100m: 58.49 (31.05) | | | | |
| | 150m: 1:30.63 (32.14) | | 200m: 2:02.38 (31.75) | | | | |
| 4 |  Thomas W... | 17 | Welli... | +0.71 | | 1 | 1:58.86 |
| | 50m: 27.59 | | 100m: 58.11 (30.52) | | | | |
| | 150m: 1:28.31 (30.20) | | 200m: 1:58.86 (30.55) | | | | |
| 5 |  Jack Love | 17 | Marl... | | | 2 | 2:00.93 |
| | 50m: 27.69 | | 100m: 58.25 (30.56) | | | | |
| | 150m: 1:29.73 (31.48) | | 200m: 2:00.93 (31.20) | | | | |
| 6 |  Clayton Fell | 17 | Gree... | +0.55 | | 4 | 2:02.82 |
| | 50m: 28.28 | | 100m: 59.21 (30.93) | | | | |
| | 150m: 1:31.76 (32.55) | | 200m: 2:02.82 (31.06) | | | | |
| 7 |  Charlie Shi... | 15 | Taur... | +0.62 | | 5 | 2:03.05 |
| | 50m: 28.37 | | 100m: 1:00.35 (31.98) | | | | |
| | 150m: 1:31.91 (31.56) | | 200m: 2:03.05 (31.14) | | | | |
| 8 |  Flynn Grace | 15 | St Th... | | | 7 | 2:05.71 |
| | 50m: 28.84 | | 100m: 1:00.68 (31.84) | | | | |









150m: 1:33.51 (32.83) 200m: 2:05.71 (32.20)

| | | | | | |
|---|---|----|-----------------------|----|---------|
| 9 |  Wairongo I... | 15 | Hutt I... +0.66 | 10 | 2:08.65 |
| | 50m: 28.47 | | 100m: 1:00.68 (32.21) | | |
| | 150m: 1:34.10 (33.42) | | 200m: 2:08.65 (34.55) | | |

5 Final 13 years, 5 (9)

Official


heat Started at: 07:04 PM (- 1 min)

| Lane | Competitor | Age | Club | RT | FINA | Rank | Result |
|------|---|-----|-----------------------|-------|------|------|---------|
| 1 |  Frederick ... | 13 | Aote... | +0.70 | | 8 | 2:33.65 |
| | 50m: 31.69 | | 100m: 1:10.41 (38.72) | | | | |
| | 150m: 1:53.09 (42.68) | | 200m: 2:33.65 (40.56) | | | | |
| 2 |  Rick Zhao | 13 | Bota... | +0.70 | | 7 | 2:17.68 |
| | 50m: 31.18 | | 100m: 1:06.47 (35.29) | | | | |
| | 150m: 1:42.57 (36.10) | | 200m: 2:17.68 (35.11) | | | | |
| 3 |  Michael Sun | 13 | Auck... | +0.77 | | 3 | 2:06.66 |
| | 50m: 28.07 | | 100m: 59.58 (31.51) | | | | |
| | 150m: 1:32.85 (33.27) | | 200m: 2:06.66 (33.81) | | | | |
| 4 |  Leo English | 13 | Roto... | +0.75 | | 1 | 2:00.07 |
| | 50m: 27.51 | | 100m: 58.15 (30.64) | | | | |
| | 150m: 1:29.39 (31.24) | | 200m: 2:00.07 (30.68) | | | | |
| 5 |  Donald Tian | 13 | ACG... | +0.75 | | 2 | 2:01.51 |
| | 50m: 28.33 | | 100m: 59.39 (31.06) | | | | |
| | 150m: 1:30.47 (31.08) | | 200m: 2:01.51 (31.04) | | | | |
| 6 |  Jaeci Yee | 13 | Scot... | +0.63 | | 6 | 2:15.97 |
| | 50m: 29.97 | | 100m: 1:04.68 (34.71) | | | | |
| | 150m: 1:40.91 (36.23) | | 200m: 2:15.97 (35.06) | | | | |
| 7 |  Simiosi Tukia | 13 | Hami... | +0.82 | | 4 | 2:12.76 |
| | 50m: 30.26 | | 100m: 1:03.73 (33.47) | | | | |
| | 150m: 1:38.60 (34.87) | | 200m: 2:12.76 (34.16) | | | | |
| 8 |  Will Parsons | 13 | Palm... | +0.55 | | 5 | 2:14.80 |
| | 50m: 31.40 | | 100m: 1:05.68 (34.28) | | | | |
| | 150m: 1:40.72 (35.04) | | 200m: 2:14.80 (34.08) | | | | |

6 Final 14 years, 6 (9)






Official

heat Started at: 07:07 PM (- 1 min)


| Lane | Competitor | Age | Club | RT | FINA | Rank | Result |
|------|--|-----|-----------------------|-------|------|------|---------|
| 0 |  Jacob Hum... | 14 | West... | +0.74 | | 1 | 1:58.39 |
| | 50m: 27.49 | | 100m: 57.94 (30.45) | | | | |
| | 150m: 1:28.79 (30.85) | | 200m: 1:58.39 (29.60) | | | | |
| 1 |  Lono Kalani | 14 | Gari... | +0.79 | | 9 | 2:07.40 |
| | 50m: 28.55 | | 100m: 1:00.33 (31.78) | | | | |
| | 150m: 1:33.22 (32.89) | | 200m: 2:07.40 (34.18) | | | | |


2:01.89


| | | | | | | |
|---|---|----|-----------------------|-------|----|---------|
| 2 |  Bradley Se... | 14 | ACG... | +0.49 | 3 | |
| | 50m: 28.11 | | 100m: 58.89 (30.78) | | | |
| | 150m: 1:30.62 (31.73) | | 200m: 2:01.89 (31.27) | | | |
| 3 |  Jack Rust | 14 | New ... | +0.67 | 7 | 2:05.30 |
| | 50m: 27.74 | | 100m: 58.75 (31.01) | | | |
| | 150m: 1:31.60 (32.85) | | 200m: 2:05.30 (33.70) | | | |
| 4 |  Soeren Wells | 14 | Burn... | +0.68 | 2 | 1:58.76 |
| | 50m: 26.94 | | 100m: 56.86 (29.92) | | | |
| | 150m: 1:27.89 (31.03) | | 200m: 1:58.76 (30.87) | | | |
| 5 |  Sam Rowe | 14 | Palm... | +0.51 | 4 | 2:02.06 |
| | 50m: 27.58 | | 100m: 58.38 (30.80) | | | |
| | 150m: 1:30.11 (31.73) | | 200m: 2:02.06 (31.95) | | | |
| 6 |  Jayden Dic... | 14 | Scot... | +0.66 | 6 | 2:04.06 |
| | 50m: 28.11 | | 100m: 58.89 (30.78) | | | |
| | 150m: 1:31.86 (32.97) | | 200m: 2:04.06 (32.20) | | | |
| 7 |  Max Skehan | 14 | Marl... | +0.66 | 5 | 2:02.62 |
| | 50m: 28.80 | | 100m: 59.25 (30.45) | | | |
| | 150m: 1:31.46 (32.21) | | 200m: 2:02.62 (31.16) | | | |
| 8 |  Lewis Brown | 14 | Rong... | +0.56 | 8 | 2:06.49 |
| | 50m: 28.42 | | 100m: 1:00.74 (32.32) | | | |
| | 150m: 1:34.02 (33.28) | | 200m: 2:06.49 (32.47) | | | |
| 9 |  Joshua Par... | 14 | Chris... | +0.56 | 10 | 2:10.68 |
| | 50m: 29.38 | | 100m: 1:02.53 (33.15) | | | |
| | 150m: 1:36.53 (34.00) | | 200m: 2:10.68 (34.15) | | | |


| 7 | Final 15 years, 7 (9) | | | | | | Official |
|------|---|-----|-----------------------|-------|------|------|----------|
| heat | Started at: 07:10 PM (- 1 min) | | | | | | |
| Lane | Competitor | Age | Club | RT | FINA | Rank | Result |
| 0 |  Taka Sugiy... | 15 | Otag... | +0.51 | | 8 | 2:03.89 |
| | 50m: 27.92 | | 100m: 59.02 (31.10) | | | | |
| | 150m: 1:31.59 (32.57) | | 200m: 2:03.89 (32.30) | | | | |
| 1 |  Hunter Sands | 15 | Aqui... | +0.74 | | 9 | 2:05.42 |
| | 50m: 28.18 | | 100m: 1:00.46 (32.28) | | | | |
| | 150m: 1:33.29 (32.83) | | 200m: 2:05.42 (32.13) | | | | |
| 2 |  Mahuta Ge... | 15 | Te K... | +0.54 | | 6 | 2:02.69 |
| | 50m: 28.60 | | 100m: 59.99 (31.39) | | | | |
| | 150m: 1:31.27 (31.28) | | 200m: 2:02.69 (31.42) | | | | |
| 3 |  Neo Ulrich | 15 | St P... | +0.76 | | 3 | 1:59.31 |
| | 50m: 27.97 | | 100m: 58.15 (30.18) | | | | |
| | 150m: 1:28.78 (30.63) | | 200m: 1:59.31 (30.53) | | | | |
| 4 |  Isaac Gear | 15 | Gree... | +0.65 | | 1 | 1:56.16 |
| | 50m: 25.89 | | 100m: 55.12 (29.23) | | | | |


150m: 1:25.81 (30.69) 200m: 1:56.16 (30.35)

5  Hunter Lloyd 15 Para... +0.53 2 1:56.19
50m: 26.76 100m: 56.29 (29.53)
150m: 1:26.30 (30.01) 200m: 1:56.19 (29.89)

6  Andres Bej... 15 Otu... +0.71 10 2:05.51
50m: 27.05 100m: 57.68 (30.63)
150m: 1:31.17 (33.49) 200m: 2:05.51 (34.34)

7  Jono Swan... 15 King... +0.53 4 2:00.57
50m: 28.03 100m: 58.88 (30.85)
150m: 1:30.46 (31.58) 200m: 2:00.57 (30.11)

8  Jack Barton 15 Kristi... +0.54 7 2:03.41
50m: 29.18 100m: 1:00.45 (31.27)
150m: 1:32.19 (31.74) 200m: 2:03.41 (31.22)

9  Luke Jackson 15 Ros... 5 2:01.74
50m: 28.15 100m: 58.49 (30.34)
150m: 1:29.97 (31.48) 200m: 2:01.74 (31.77)

8 Final 16 years, 8 (9)

Official

heat Started at: 07:13 PM (- 1 min)

| Lane | Competitor | Age | Club | RT | FINA | Rank | Result |
|------|---|-----|------|----|------|------|--------|
| 0 |  Nathan Teb... 16 St P... +0.78 7 2:03.71 50m: 26.88 100m: 58.10 (31.22) 150m: 1:30.90 (32.80) 200m: 2:03.71 (32.81) | | | | | | |
| 1 |  Jack Rowe 16 Palm... +0.64 5 2:01.40 50m: 27.35 100m: 58.03 (30.68) 150m: 1:29.96 (31.93) 200m: 2:01.40 (31.44) | | | | | | |
| 2 |  Lukas Hol... 16 West... +0.67 10 2:04.88 50m: 27.57 100m: 58.83 (31.26) 150m: 1:31.99 (33.16) 200m: 2:04.88 (32.89) | | | | | | |
| 3 |  Josh Carroll 16 Palm... +0.68 4 1:56.95 50m: 26.69 100m: 56.88 (30.19) 150m: 1:26.74 (29.86) 200m: 1:56.95 (30.21) | | | | | | |
| 4 |  Kevin Zhang 16 Lynfi... +0.64 1 1:53.80 50m: 25.99 100m: 55.12 (29.13) 150m: 1:24.74 (29.62) 200m: 1:53.80 (29.06) | | | | | | |
| 5 |  Jack Potier 16 Pine... +0.59 2 1:55.25 50m: 26.73 100m: 55.94 (29.21) 150m: 1:25.62 (29.68) 200m: 1:55.25 (29.63) | | | | | | |
| 6 |  Leo Arrows... 16 King... +0.61 3 1:56.47 50m: 27.28 100m: 57.21 (29.93) 150m: 1:27.23 (30.02) 200m: 1:56.47 (29.24) | | | | | | |
| 7 |  Randal Li 16 Kristi... +0.54 6 2:01.55 | | | | | | |

50m: 27.22 100m: 57.50 (30.28)
150m: 1:29.81 (32.31) 200m: 2:01.55 (31.74)

8  Ry Luff 16 Wha... +0.58 8 2:03.90

50m: 28.42 100m: 1:00.02 (31.60)
150m: 1:32.61 (32.59) 200m: 2:03.90 (31.29)











9  Jonas Zwe... 16 Welli... +0.59 9 2:04.68

50m: 28.56 100m: 1:00.38 (31.82)
150m: 1:32.82 (32.44) 200m: 2:04.68 (31.86)

9 **Final 17-18 years, 9 (9)**

Official

heat Started at: 07:16 PM (- 1 min)

| Lane | Competitor | Age | Club | RT | FINA | Rank | Result |
|------|---|-----|----------|-------|------|------|---------|
| 0 |  James Cro... | 17 | Saint... | +0.69 | | 6 | 1:55.92 |
| | 50m: 26.31 100m: 55.86 (29.55) 150m: 1:26.04 (30.18) 200m: 1:55.92 (29.88) | | | | | | |
| 1 |  Luke O'Co... | 17 | ACG... | +0.68 | | 5 | 1:55.25 |
| | 50m: 26.23 100m: 55.04 (28.81) 150m: 1:24.54 (29.50) 200m: 1:55.25 (30.71) | | | | | | |
| 2 |  Bryn Drum... | 17 | Linco... | +0.74 | | 4 | 1:53.70 |
| | 50m: 26.28 100m: 55.10 (28.82) 150m: 1:24.37 (29.27) 200m: 1:53.70 (29.33) | | | | | | |
| 3 |  Hugo Wrat... | 18 | Linco... | +0.65 | | 1 | 1:50.78 |
| | 50m: 25.64 100m: 54.19 (28.55) 150m: 1:22.57 (28.38) 200m: 1:50.78 (28.21) | | | | | | |
| 4 |  Ollie Lutton | 18 | St B... | +0.71 | | 3 | 1:53.21 |
| | 50m: 26.26 100m: 54.92 (28.66) 150m: 1:23.89 (28.97) 200m: 1:53.21 (29.32) | | | | | | |
| 5 |  Angus Blair | 17 | Gisb... | +0.51 | | 2 | 1:51.92 |
| | 50m: 25.88 100m: 54.33 (28.45) 150m: 1:23.04 (28.71) 200m: 1:51.92 (28.88) | | | | | | |
| 6 |  Ivan Lu | 17 | West... | +0.61 | | 9 | 1:58.42 |
| | 50m: 27.01 100m: 57.00 (29.99) 150m: 1:28.01 (31.01) 200m: 1:58.42 (30.41) | | | | | | |
| 7 |  Hunter Dob... | 18 | Mt Al... | +0.62 | | 7 | 1:57.77 |
| | 50m: 27.19 100m: 57.34 (30.15) 150m: 1:28.12 (30.78) 200m: 1:57.77 (29.65) | | | | | | |
| 8 |  Joel Verran | 17 | Gari... | +0.62 | | 8 | 1:57.86 |
| | 50m: 26.69 100m: 56.06 (29.37) 150m: 1:26.64 (30.58) 200m: 1:57.86 (31.22) | | | | | | |
| 9 |  Jordan Astley | 17 | Chris... | +0.54 | | 10 | 2:00.12 |
| | 50m: 27.36 100m: 57.60 (30.24) 150m: 1:29.34 (31.74) 200m: 2:00.12 (30.78) | | | | | | |